

GLAZED PORCELAIN

YACHT CLUB



 **daltile**[®]
DESIGN WITH CONFIDENCE™

YACHT CLUB™


GLAZED PORCELAIN



floor • wall • countertop

Discover the beauty of wood with the durability of porcelain tile.

Natural wood flooring remains a leading trend in home decor. For some uses, however, natural wood may be an impractical option. That is why Daltile has developed Yacht Club, a natural wood look with porcelain tile performance. The line's color palette was inspired by the world's most popular woods. And thanks to its durable porcelain body, it is ideal for high traffic areas like kitchens, entryways or rooms subject to splashing water like bathrooms. The color palette, plank sizing and coordinating trim make it a natural fit for any decor. Explore all that Yacht Club can do to create a beautiful room.



Wood inspired visual with subtle, linear movement

- Attractive alternative to natural wood that can be featured in both traditional and contemporary decors
- Design versatility allows for easy coordination with decorative tiles

Glazed Porcelain Tile

- Can be used in wet areas subject to standing water. Perfect for bathrooms and kitchens
- Easy care and maintenance

Tru-Edge finish

- May be installed with a narrow 3/16" grout joint for a seamless look that mirrors a real wood installation

Plank size with coordinating trim

- A popular 6 x 24 size that can be finished off with a coordinating bullnose trim piece

Color palette inspired by best selling woods

- Coordinates with existing wood finishes and decors

YACHT CLUB™

GLAZED PORCELAIN




floor • wall • countertop


Field Tile




TOPSAIL YC01



COCKPIT YC03



SEA ANCHOR YC04



BRIDGE DECK YC02

YACHT CLUB™

GLAZED PORCELAIN

SIZES

		SQ.FT. CARTON	PIECES PER CARTON
6 x 24 Floor Tile	(5-3/4" x 23-7/16") (14.62cm x 59.44cm)	10.69	11

RESIDENTIAL USAGE

FLOORS	WALLS	COUNTERTOPS	EXTERIOR PATIOS	EXTERIOR POOL DECKS
F	W	C	EP	ED

COMMERCIAL USAGE

	INTERIOR			EXTERIOR	
	LIGHT RESIDENTIAL	COMMERCIAL	COMMERCIAL	RESIDENTIAL	COMMERCIAL
Floors/Patios	✓	✓	✓	✓	
Walls/Backsplashes	✓	✓	✓	✓	✓
Countertops	✓	✓	✓	✓	✓
Pool Decking					
Pool Linings	✓	✓	✓	✓	✓

Suitable for exterior applications in non-freezing climates only when proper installation methods are followed.

Water, oil, grease, etc. create slippery conditions. Floor applications with exposure to these conditions require extra caution in product selection. Not for use on ramps.

NOTES


Use of a latex modified thin-set is recommended for proper installation.

Special care needs to be given when installing tiles 20" and larger. Please refer to www.daltileproducts.com/LargeTiles for information.

Since there are variations in all fired ceramic products, tile and trim supplied for your particular installation may not match these samples. Final color selection should be made from actual tiles and trim and not from tile and trim samples or color reproductions. Manufactured in accordance with ANSI A 1371.1 standards.

For additional information, refer to "Factors to Consider" at www.daltile.com/CommercialFactors.

TRIM

TYPE	NUMBER	SIZE	PCS. PER CARTON
 Bullnose	S-46F9	6 x 24	11

SHADE VARIATION



MEDIUM (V2)
Color variation within each tile.

INSTALLATION

THICKNESS	GROUT JOINT RECOMMENDATION
3/8"	1/8" (3/16" when rectangular sizes are used in a staggered brick-joint pattern, where the overlap does not exceed 33%)

SLIP RESISTANCE (WET) : 3

The higher the rating, the higher the slip resistance.

1 < .50

2 .50 - .59

3 ≥ .60

TEST RESULTS

	ASTM#	RESULT
Water Absorption	C373	< 0.5%
Breaking Strength	C648	> 275 lbs
Scratch Hardness	MOHS	8.0
Chemical Resistance	C650	Resistant
Coefficient of Friction	CI028	Wet: ≥ 0.60 Dry: ≥ 0.70
Abrasion Resistance	CI027	4

YACHT CLUB™

GLAZED PORCELAIN



floor • wall • countertop



daltile
greenworks™
ENVIRONMENTAL LEADERSHIP THAT WORKS

By their very design, Daltile products can help make it easier for you to earn LEED™ points and/or points towards many industry leading green home building programs. From using recycled material content to establishing manufacturing facilities within 500 miles of your project, we help ensure you don't have to compromise your design to be environmentally conscious. For detailed information, visit daltilegreenworks.com.



TRU-EDGE

CERTIFIED
PORCELAIN™
TILE
0.5% or less water absorption



7834 C. F. Hawn Freeway | Dallas, TX 75217 | 214.398.1411 | 800.933.TILE
For more information about Daltile products and services, visit our website at daltile.com

©2012 Dal-Tile Corporation (3/12) SDDTYACHTCL